

# Guided Tour

A guide to getting started  
with Britannica at home



---

# Britannica Digital Learning

Select learning for any level.



Elementary



Middle



High



Our highly reputable editorial team expertly creates content at three levels to support students at every stage of education.

Clicking on each of these levels will take you directly to the respective home page.

*"Now that we have these resources, we're confident in the knowledge that our students are safe when they're using the internet for research. We have also seen that the differentiation tools, such as reading levels have really benefited our learners."*

**Lesley Harrison**  
**St Helen's School**

# Britannica Digital Learning



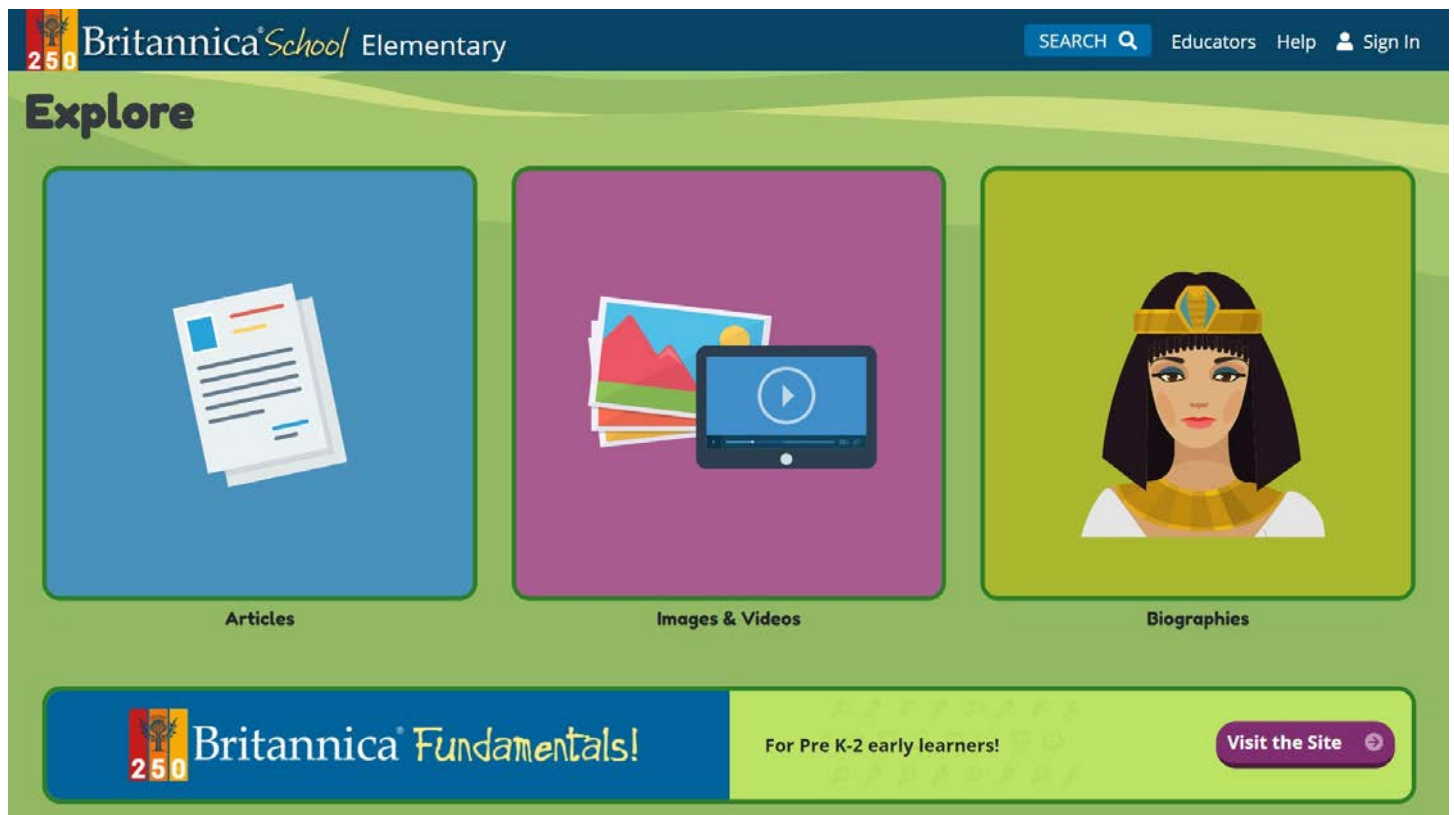
For 250 years Britannica has collaborated with experts, scholars, educators, designers, and specialists as well as with our global team of editors, who rigorously review all content to produce digital learning products that we believe are critical to providing a reliable, useful, and enjoyable learning experience.

We work closely with schools, parents, and educators to design products for the modern-day classroom and home learning environments. Our resources can be accessed online from any device, meaning that we're able to provide support wherever students need it.

Our passion is – and always has been – bringing high-quality, reliable, and accessible learning resources to people all over the world.

# Elementary Level

Built and designed with younger learners in mind, the Elementary Level uses engaging and eye-catching colors and images help to help students understand and keep their attention. Regularly updated content makes the home page the perfect place to find unique activities and discussion points.



## Explore Tools


Allow young children the freedom to explore Britannica independently! Use the World Atlas to go on a virtual tour around the world, explore the Animal Kingdom, or just enjoy some fun and games in Britannica Fundamentals.

## Global Awareness

We believe it is crucial for students to gain an understanding of the world in which they live. From the home page, students have access to the Compare Countries tool. Dive deep into facts, statistics, and news of countries around the world increasing global awareness.


# Middle Level

The Middle Level home page is adapted to cater to middle level learners. Resources can be used to inspire curiosity, engage in discussion, or encourage independent learning. Additional features on the Middle Level home page include the Daily Buzzword, At a Glance articles, and much more!


 **Britannica<sup>®</sup>School** Middle

SEARCH  [Students](#) [Educators](#) [Help](#) [Sign In](#)

## Explore



Articles




Images and Videos



Biographies


## At a Glance




The first people to live in the Americas were the Indians, or Native Americans.



In most countries, the capital is the headquarters of the national government.



The story of African Americans in the United States is one of both limitless suffering and soaring hope.



The Sun and all its smaller companions are known as the solar system.

## Compare Countries

The Compare Countries feature is designed to broaden your global awareness and understanding of other countries around the world through unbiased, factual information.

## Biographies

The Biographies section is the perfect starting point to begin inquiry into people of a specific era or occupation. From the influential to the infamous, these biographies will provide the facts, not the opinions.

---

# High Level

Content at the High Level is designed to be of relevance to students in high school. The home page allows students to engage with features such as Flash Facts and In Their Words. Students can conduct research and develop critical-thinking skills that will prepare them for college and career.

 **Britannica<sup>®</sup>School High** SEARCH  [Students](#) [Educators](#) [Help](#) [Sign In](#)

## Explore

**ARTICLES**

**IMAGES AND VIDEOS**


**BIOGRAPHIES**

## Compare Countries

Compare countries and territories to learn about the people, governments, and terrain of our world.



## World Atlas



---

### Media Browse

Explore a wide range of high-quality multimedia resources to support research and to develop understanding of a topic. This content varies to cover every corner of interest, from architecture to life processes or sports.

---

### Primary Sources

Crucial to any successful research project is evidence of using both primary and secondary sources. Here, you have direct access to letters, speeches, and other primary source material to broaden your research further.

# Supporting Remote Learning

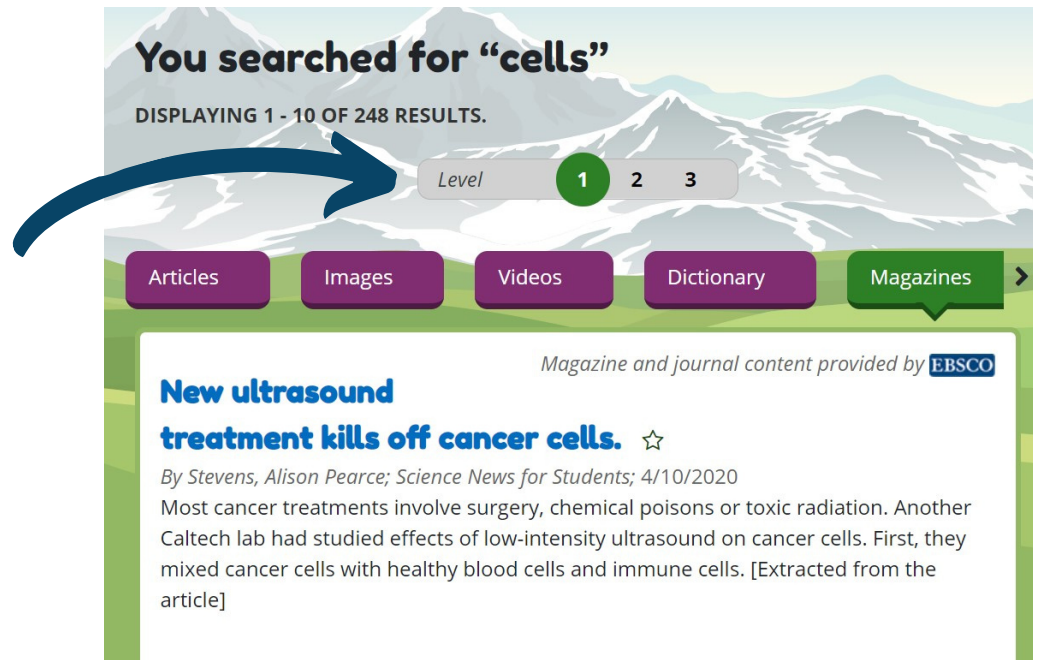
## Reading Levels

Change the level of an article depending on your ability.

Changing to a lower level means that the text will be shorter and the vocabulary simpler.

## Multimedia

You have access to a large range of high-quality images and videos. These can be used to support your understanding and engagement with a topic or for discussion points!



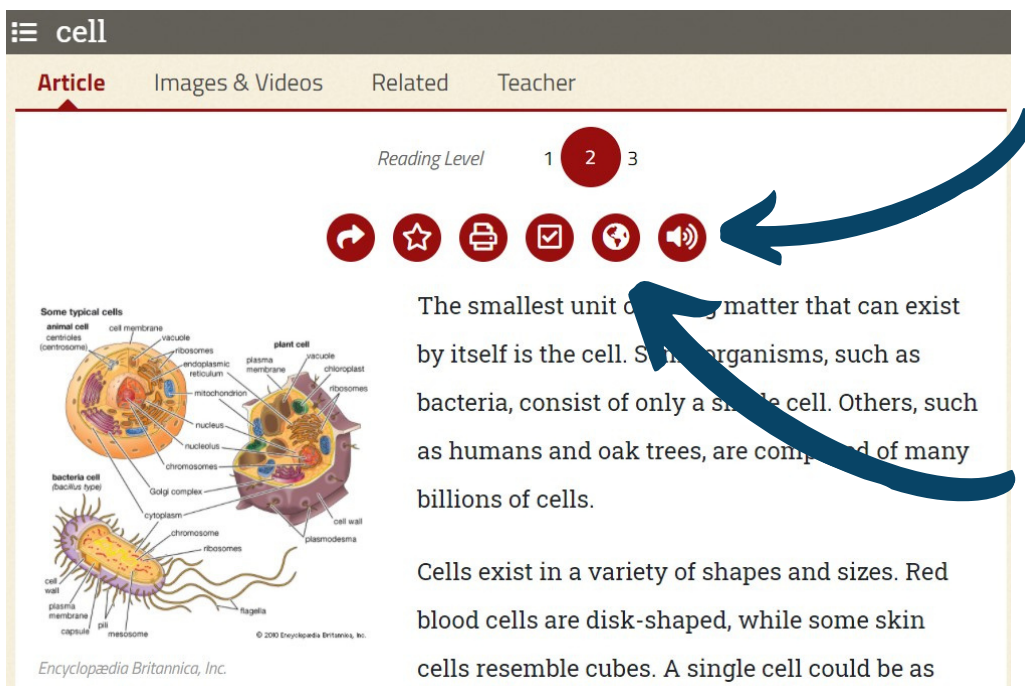
The screenshot shows a search results page for the term "cells". At the top, it says "You searched for 'cells'" and "DISPLAYING 1 - 10 OF 248 RESULTS.". Below this is a "Level" selector with three options: 1, 2, and 3. Option 1 is currently selected. Below the level selector are five buttons: "Articles", "Images", "Videos", "Dictionary", and "Magazines". The "Magazines" button is highlighted with a green speech bubble. Below these buttons is a section titled "New ultrasound treatment kills off cancer cells." with a star icon. The text below the title reads: "By Stevens, Alison Pearce; Science News for Students; 4/10/2020. Most cancer treatments involve surgery, chemical poisons or toxic radiation. Another Caltech lab had studied effects of low-intensity ultrasound on cancer cells. First, they mixed cancer cells with healthy blood cells and immune cells. [Extracted from the article]". A blue arrow points from the "Reading Levels" text to the level selector.

## Literacy Support

We have put tools in place to support you with reading. Use the Read Aloud tool to highlight the text while a neutral voice guides you through the text. Next, double-click a word to see the dictionary definition of that word!

## Translation Tool

Support your English language development by translating content into your first language and then hover over the translation to view the original text.



The screenshot shows an article page for the word "cell". At the top, there is a navigation bar with "cell" and a hamburger menu icon. Below the navigation bar are four tabs: "Article", "Images & Videos", "Related", and "Teacher". The "Article" tab is selected. Below the tabs is a "Reading Level" selector with three options: 1, 2, and 3. Option 2 is currently selected. Below the level selector are six icons: a circular arrow, a star, a printer, a checkmark, a globe, and a speaker. A blue arrow points from the "Literacy Support" text to the speaker icon. Below the icons is a diagram of three types of cells: an animal cell, a plant cell, and a bacteria cell. The diagram is labeled with various organelles and structures. Below the diagram is the text: "The smallest unit of living matter that can exist by itself is the cell. Some organisms, such as bacteria, consist of only a single cell. Others, such as humans and oak trees, are composed of many billions of cells." Below this text is another paragraph: "Cells exist in a variety of shapes and sizes. Red blood cells are disk-shaped, while some skin cells resemble cubes. A single cell could be as". A blue arrow points from the "Translation Tool" text to the globe icon.

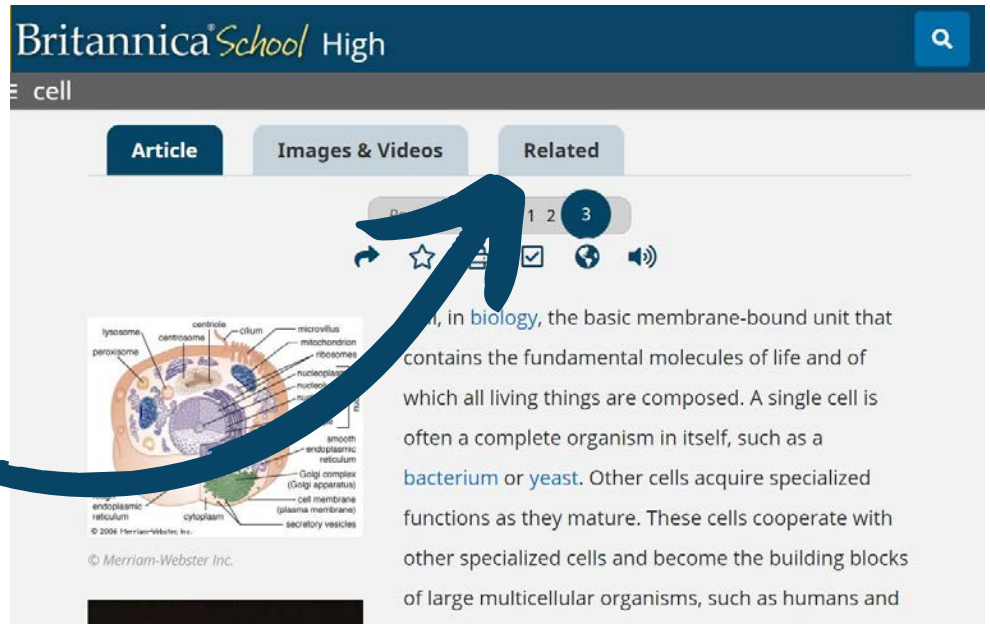
# Challenging Yourself!

## Reading Levels

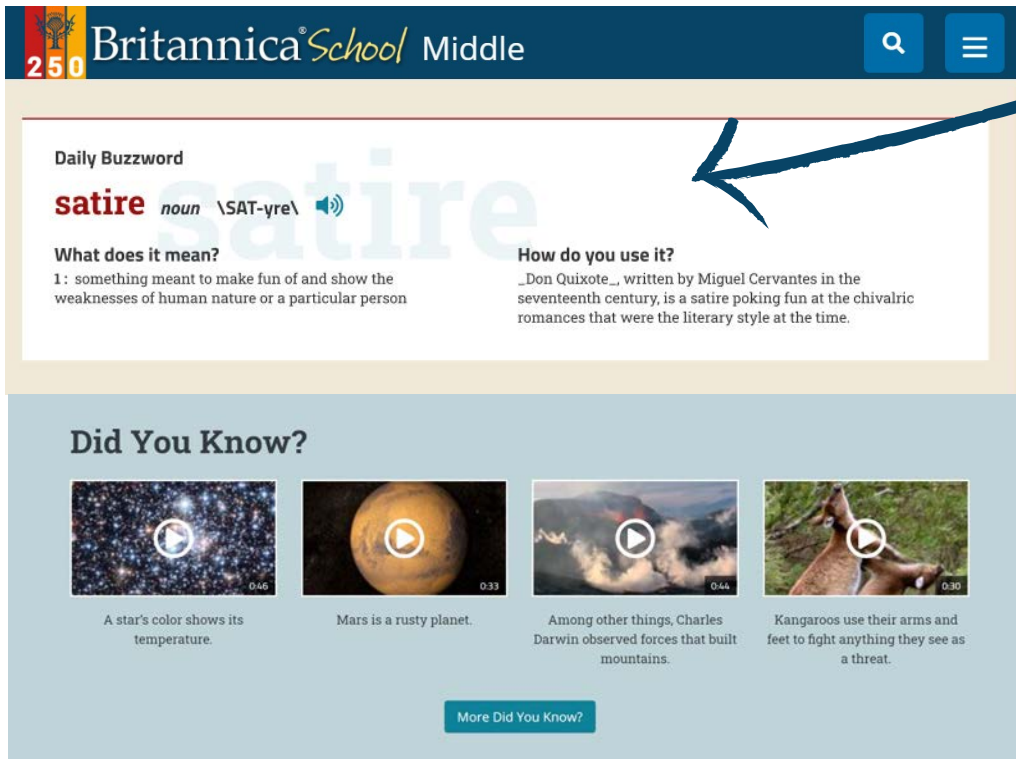
Challenge yourself by increasing the reading level of a text. This will mean that the content becomes more detailed and the vocabulary more complex.

## Related

Expand your interest and develop your understanding by clicking on the Related tab! Doing this will take you to further resources on a topic.



The screenshot shows the Britannica School High website. The top navigation bar includes a search icon and the text 'Britannica School High'. Below the navigation bar, there are three tabs: 'Article', 'Images & Videos', and 'Related'. The 'Related' tab is selected. Below the tabs, there is a diagram of a cell with various organelles labeled: lysosome, peroxisome, centriole, centrosome, cilium, microvilli, mitochondrion, ribosomes, nucleoplasm, nucleus, smooth endoplasmic reticulum, Golgi complex (Golgi apparatus), endoplasmic reticulum, cytoplasm, cell membrane (plasma membrane), and secretory vesicles. To the right of the diagram, there is a text block that begins with 'In biology, the basic membrane-bound unit that contains the fundamental molecules of life and of which all living things are composed. A single cell is often a complete organism in itself, such as a bacterium or yeast. Other cells acquire specialized functions as they mature. These cells cooperate with other specialized cells and become the building blocks of large multicellular organisms, such as humans and'.



The screenshot shows the Britannica School Middle website. The top navigation bar includes a search icon, a menu icon, and the text 'Britannica School Middle'. Below the navigation bar, there is a section titled 'Daily Buzzword' with the word 'satire' in red. Below the word, there is a definition: 'What does it mean? 1: something meant to make fun of and show the weaknesses of human nature or a particular person'. To the right of the definition, there is a section titled 'How do you use it?' with the text: '„Don Quixote,” written by Miguel Cervantes in the seventeenth century, is a satire poking fun at the chivalric romances that were the literary style at the time.' Below the 'Daily Buzzword' section, there is a section titled 'Did You Know?' with four video thumbnails. The first thumbnail shows a star with the text 'A star's color shows its temperature.' The second thumbnail shows Mars with the text 'Mars is a rusty planet.' The third thumbnail shows a landscape with the text 'Among other things, Charles Darwin observed forces that built mountains.' The fourth thumbnail shows a kangaroo with the text 'Kangaroos use their arms and feet to fight anything they see as a threat.' At the bottom of the 'Did You Know?' section, there is a button that says 'More Did You Know?'.


## Daily Buzzword



Expand your vocabulary through the Daily Buzzword feature. You can build your own vocabulary banks as a daily activity at home.

## Independent Study


The home page provides you with constant information and tasks. Explore these resources to help inspire your natural curiosity.

# Stay Safe Online


 Britannica<sup>®</sup> *School* Middle




## Recommended New & Revised Articles




inventors at a glance



Jack Dorsey



Evan Williams



Christopher Stone

More New & Revised Articles

### Safe

Britannica is an educational resource. Therefore, all information found within the site is unbiased and nonpolitical. This means that you can browse safely without seeing or reading anything inappropriate.

### Reliable

The content within Britannica is constantly being updated (on average, every 20 minutes!). Therefore, you can be assured that the information you are accessing is 100% accurate and reliable.

# My Britannica

Set up your own personal My Britannica area to add content to your favorites and organize it into Resource Packs. To add any resource, simply click on the star that appears on the tool bar. Your favorites will then appear in the My Content section.



 Britannica<sup>®</sup>School High

SEARCH 

Students Educators Help

 My Britannica ▾

[My Content](#)

[Lesson Plan Browse](#)

[Sign Out](#)



Kathryn Hansen/NASA

SCIENCE IN PICTURES

Sea Ice

Scientists sampling meltwater ponds, which are filled with fresh water, on the surface of an ice floe.

EXPLORE OTHER SCIENCE AND MATH MEDIA:

- [Earth sciences](#)
- [hydrologic sciences](#)
- [climatology](#)

## How can students use Resource Packs?

Resource Packs are a great way for you to organize and prepare for tests. Use the notes section to summarize what you have learned from a resource. You can also use Resource Packs to organize research on a particular topic! You can then share your Resource Pack with teachers using the share or e-mail button!

## How can parents/carers use Resource Packs?

We would encourage you to make a Resource Pack and pose questions to your child using the notes section. This is a great tool for young people who are reluctant readers and who find independent research difficult.



To learn more about scheduling, contact us:  
[training@eb.com](mailto:training@eb.com) | 800-621-3900 | [britannicalearn.com](http://britannicalearn.com)